



WD-90 DUO

POT DISHWASHER (with or without granules)

- High capacity in small areas. The unique DUO-system makes it easy to switch between normal and heavily soiled items.
- No strenuous prewash. Granules scrub away the food residue in the machine.
- Fast drying. Efficient and energy-saving centrifugal spin cycle.
- Robust and durable. Made from stainless steel and high quality components.
- Easy to use – user-friendly panel with a total of nine programmes for normal and heavily soiled items.
- Easy to clean. Improves hygiene.
- Easy to serve. All service is managed from the front or side.
- HACCP documentation – a system that simplifies self checking.
- Ergonomic features. Automatic hood lift means less strain and a better working environment.
- ECO-Flow – Energy efficient heat recovery. The condensing unit removes and recycles the heat from the previous wash (optional).
- Accessories incl in delivery: 1 round potwash cassette, 1 dishwashing basket - flat plates, 1 dishwashing basket - cutlery, 1 dishwashing basket - glasses, cleaning scraper and granules 10 kg.



OPTIONS

- Condensing Unit with heat recovery by exhaust steam. The dishwasher is connected only to cold water.
- Web Tool with cost- and consumption report
- Marine version 400V/3/50 without neutral
- Marine version 440V/3/60 without neutral
- Drain pump

EXTRA EQUIPMENT

- Round potwash cassette (1 pc incl.)
- Washing basket 500 x 500 for plates (1 pc incl. in delivery)
- Washing basket 500 x 500 for cutlery (1 pc incl. in delivery)
- Washing basket 500 x 500 for glasses (1 pc incl. in delivery)
- Granules 10 kg (incl. in delivery)
- Cleaning scraper (1 pc incl. in delivery)
- Folding table, right or left
- Folding table, front
- Trolley
- Loading table

ACCESSORIES TO POTWASH CASSETTE

- Holder 209.7277
- Flexibel insert 209.7481
- Rubber strap 209.7272
- Support for pots and pans 209.7252
- Cutlery and utensil holder 209.7251
- Holder for 2/1 containers 209.7484
- Holder for GN 1/3 containers 209.7485
- Holder for GN 1/4 containers 209.7486
- Holder for ABC containers 209.7487
- All-round holder 209.7273
- Holder for small pots 209.7279
- Wire basket for small utensils 209.7278

TECHNICAL DATA	WD-90 DUO
Granule wash pump (kW)	2.2
Wash pump pot wash (kW)	1.5
Wash pump (kW)	0.74
Booster heater (kW)	12
Heater tank (kW)	9
Motor rotating table (kW)	0.55
Rinse/booster pump (kW)	0.67
Heat recovery fan (kW)	0.129
Tank volume (litres)	90
Recommended granule amount (litres)	5
Weight machine in operation with condensing unit (kg)	445
Weight machine in operation without condensing unit (kg)	415
Degree of protection (IP)	IP55

CAPACITY AND OPERATION DATA	WD-90 DUO
Capacity max number GN 1/1-canteens per wash / Capacity max number GN 1/1-canteens per hour	6 + 1 / 191
Capacity normal wash for glass and china, max number of baskets per hour	46
Normal wash for glass and china	
Programme 1 (min)	1.3
Programme 2 (min)	1.8
Programme 3 (min)	3.3
Heavily soiled wash with granules	
Programme 1 (min)	2.2
Programme 2 (min)	4.2
Programme 3 (min)	6.2

CAPACITY AND OPERATION DATA	WD-90 DUO
Heavily soiled wash without granules	
Programme 4 (min)	2.2
Programme 5 (min)	3.7
Programme 6 (min)	6.2
Water consumption/rinse (litres/programme)	4 - 6
Water consumption/cooling (litres/programme)	0 - 1.5
Sound level* (dB(A)) program with granules	70
Max. surface temp. at room temp. 20 degrees C	35

* A-weighted sound pressure level, L_{pA}

CONNECTION, WATER, DRAIN AND VENTILATION	WD-90 DUO
Hot water (50 - 65 °C) external thread	1/2"
Cold water (5 - 12 °C) external thread	1/2"
Drain PP-pipe (mm)	Ø 50
Water pressure, max (kPa)	600
Water pressure, min (kPa)	50
Water capacity flow (litres/min)	5
Capacity floor drain (litres/sec)	3
Heat load to the room WD-90 DUO standard (total, sensible, latent) (kW)	1.5 / 1.0 / 0.5
Heat load to the room WD-90 DUO with condensing unit (total, sensible, latent) (kW)	1.2 / 0.7 / 0.5

CONNECTION, MACHINE	WD-90 DUO
Total connected power	14.7
Main fuse (400-415V, 3N~, (A)	25
Max. connection area (400-415 V, 3N~ (mm ²)	6

SIZE AND WEIGHT FOR TRANSPORTATION	WD-90 DUO
Size L x W x H (mm)	1160 x 950 x 1940/2040
Weight machine incl. packaging (kg)	350
Weight machine + condensing unit incl. packaging (kg)	380

Accessories for WD-90 DUO

– a selection for different types of dishware



ROUND POTWASH CASSETTE

Capacity 6+1 GN 1/1 65 mm.
The basket is adapted to accommodate canteens of various sizes.
Product no 209.7450



HOLDER

For 2/1 containers, grids and baking plates.
Product no 209.7484

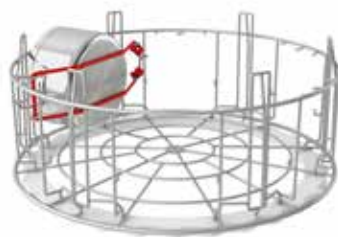


FLEXIBLE INSERT

Product no 209.7481

RUBBER STRAP

Product no 209.7272



SUPPORT FOR POTS AND PANS

Product no 209.7252

CUTLERY AND UTENSIL HOLDER

Product no 209.7251

Extra equipment for WD-90 DUO



FOLDING TABLE RIGHT

Product no 209.7452 (right)

FOLDING TABLE LEFT

Product no 209.7453 (left)

FOLDING TABLE FRONT

Product no 209.7451 (front)



TROLLEY

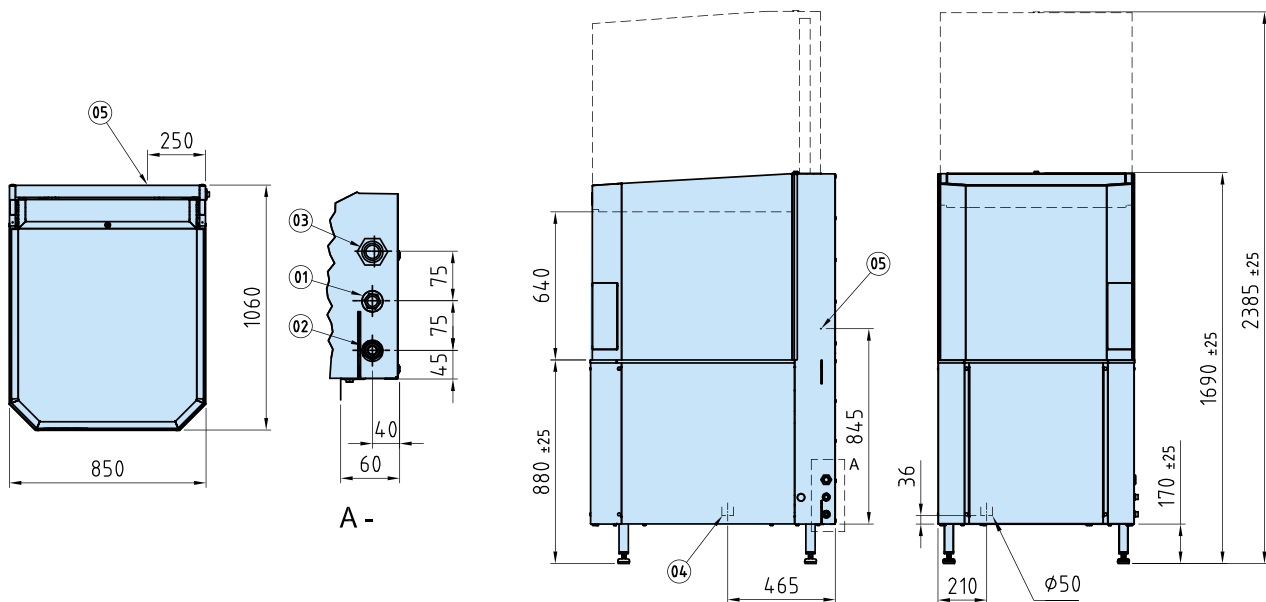
Product no 209.7462



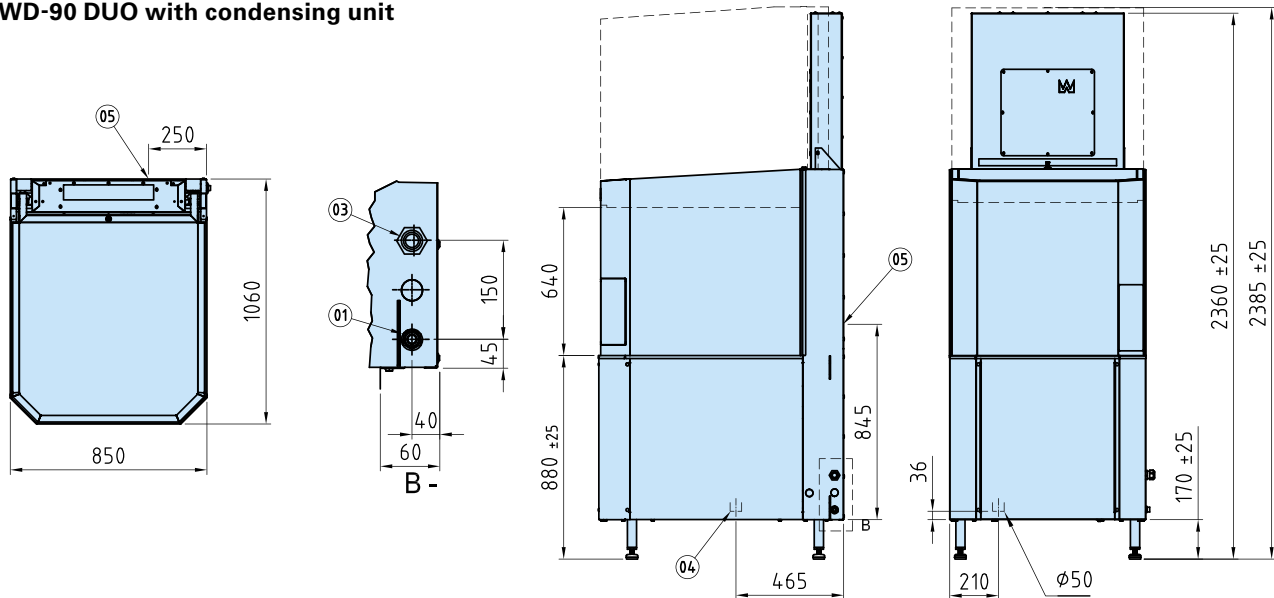
LOADING BENCH

Product no 209.7270

WD-90 DUO standard

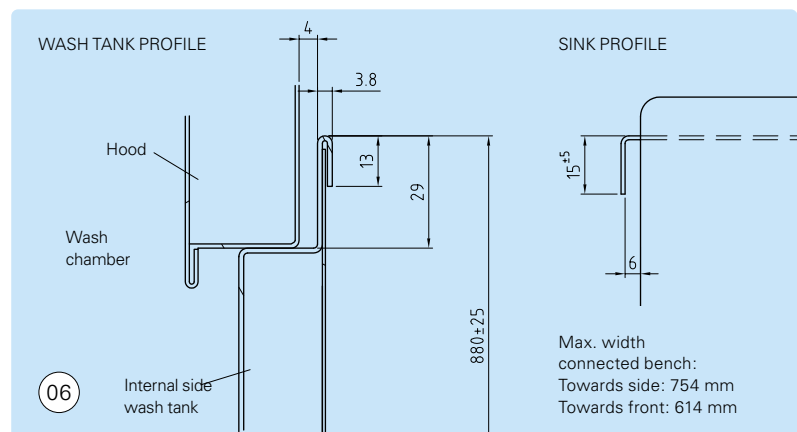


WD-90 DUO with condensing unit



- 01. Cold water connection
- 02. Hot water connection
- 03. Electrical connection
- 04. Drain
- 05. Detergent connection
- 06. Sink connection

We reserve the right to change technical data.



Wexiödisk